


TAKEO

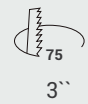

The Interchangeable Design
Fixed Downlight Series
Round & Square
High Efficiency
UGR<19
IP54



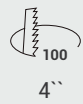
Project: Mist Hot Spring Hotel Xuohang, China



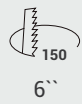
TAKEO – High Efficiency Fixed Downlight



TAKEO T75
7.5W 750lm-800lm
11W 950lm-1050lm



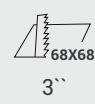
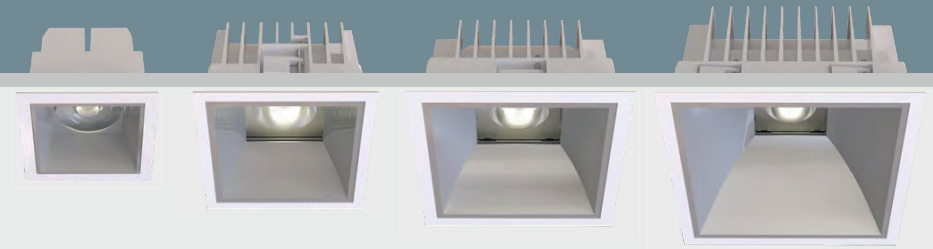
TAKEO T100 Pro
8.5W 1200lm-1300lm
12W 1600lm-1700lm
17W 2250lm-2400lm



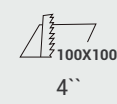
TAKEO T150 Pro
17W 2600lm-2800lm
24W 3500lm-3800lm



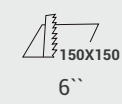
TAKEO T200 Pro
24W 3500lm-3800lm
36W 5000lm-5300lm



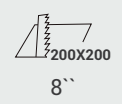
TAKEO TS68
7.5W 700lm-750lm
11W 900lm-950lm



TAKEO TS100 Pro
8.5W 1000lm-1100lm
12W 1350lm-1500lm



TAKEO TS150 Pro
17W 2050lm-2200lm
24W 2800lm-3000lm



TAKEO TS200 Pro
24W 2800lm-3000lm
36W 3900lm-4200lm



White



Black



White



Black

TAKEO – High Efficiency Fixed Downlight

Project: Office, Netherlands

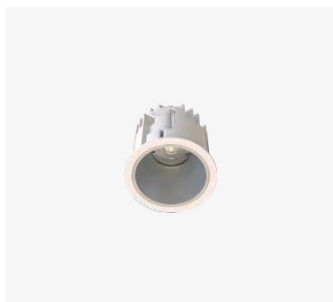




Project: Les Maçons Parisiens, Massy, France

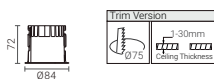


TAKEO T75 – High Efficiency Fixed Downlight



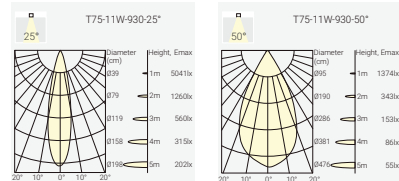
Quick Info

- Ceiling Cut-out: Ø75mm
- CITIZEN LED: 7.5W, 11W, CRI>90, CRI>80
- CCT: 2700K, 3000K, 4000K Available as Standard
- Beam Angle: 25°, 50°
- Lumen Output: Up to 1050lm System Luminous Flux
- IP Class: IP54 from Front
- LED Driver: On-Off, Phase Dim, 1-10V Dim, DALI Dim, Casambi Wireless Dim



Light Distribution

3000K



Trim Finish



White Black

Order Info (TAKEO T75 in White Trim & Matt Reflector as an Example)

LED Power	System Power	LED Voltage	LED Current	CRI	CCT	Beam	LED Output	System Output	Code	
7.5W	9W	31V	250mA	80	2700K	25°	1000lm	720lm	TT1-8272509N-WM	
						50°	1000lm	720lm	TT1-8275009N-WM	
						3000K	25°	1100lm	750lm	TT1-8302509N-WM
						50°	1100lm	750lm	TT1-8305009N-WM	
11W	13W	31V	350mA	80	2700K	25°	1300lm	900lm	TT2-8272511N-WM	
						50°	1300lm	900lm	TT2-8275011N-WM	
						3000K	25°	1400lm	950lm	TT2-8302511N-WM
						50°	1400lm	950lm	TT2-8305011N-WM	
4000K	25°	1500lm	1050lm	50°	1500lm	1050lm	1050lm	TT2-8402511N-WM		
								TT2-8405011N-WM		

Code Remark: N=(No Driver) F=(ON-OFF) P=(Phase Dim) A=A(1-10V Dim) D=D(DALI Dim)

Reflector Options



White Matt Black

Coding

Model	CRI/ CCT	Beam Angle	LED Power	Control	Trim Finish	Reflector Color	Accessory
TT1 T75-7.5W	827 CRI>80/ 2700K	25°	08 7.5W	N No Driver	W White	B Black	
TT2 T75-11W	830 CRI>80/ 3000K	50°	11 11W	F On-Off	B Black	M Matt	
	840 CRI>80/ 4000K			P Phase Dim		W White	
	927 CRI>90/ 2700K			A 1-10V Dim			
	930 CRI>90/ 3000K			D DALI Dim			
	940 CRI>90/ 4000K						

Project: Carita Project in Paris, France



TAKEO T100 Pro – High Efficiency Fixed Downlight

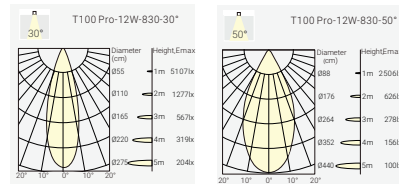


Quick Info

- Ceiling Cut-out: Ø100mm
- CITIZEN LED: 8.5W, 12W, 17W, CRI>90, CRI>80
- CCT: 2700K, 3000K, 4000K Available as Standard
- Beam Angle: 30°, 50°
- Lumen Output: Up to 2400lm System Luminous Flux
- IP Class: IP54 from Front
- LED Driver: On-Off, Phase Dim, 1-10V Dim, DALI Dim, Casambi Wireless Dim

Light Distribution

3000K



Trim Finish



White Black

Order Info (TAKEO T100 Pro in White Trim & Matt Reflector as an Example)

LED Power	System Power	LED Voltage	LED Current	CRI	CCT	Beam	LED Output	System Output	Code	
8.5W	10W	34V	250mA	80	2700K	30°	1300lm	1150lm	TS4-8272009N-WM	
						50°	1300lm	1050lm	TS4-8274009N-WM	
						3000K	30°	1400lm	1200lm	TS4-8302009N-WM
						50°	1400lm	1100lm	TS4-8305009N-WM	
						4000K	30°	1500lm	1300lm	TS4-8402009N-WM
						50°	1500lm	1200lm	TS4-8404009N-WM	
12W	14W	34V	350mA	80	2700K	30°	1800lm	1500lm	TS4-8272012N-WM	
						50°	1800lm	1400lm	TS4-8274012N-WM	
						3000K	30°	1900lm	1600lm	TS4-8302012N-WM
						50°	1900lm	1500lm	TS4-8304012N-WM	
						4000K	30°	2050lm	1700lm	TS4-8402012N-WM
						50°	2050lm	1600lm	TS4-8404012N-WM	
17W	20W	36V	500mA	80	2700K	30°	2500lm	2150lm	TS4-8272017N-WM	
						50°	2500lm	1900lm	TS4-8274017N-WM	
						3000K	30°	2600lm	2250lm	TS4-8302017N-WM
						50°	2600lm	2000lm	TS4-8304017N-WM	
						4000K	30°	2800lm	2400lm	TS4-8402017N-WM
						50°	2800lm	2200lm	TS4-8404017N-WM	

Code Remark: N=(No Driver) F=(ON-OFF) P=(Phase Dim) A=(1-10V Dim) D=(DALI Dim)

Reflector Options



White Matt Black

Coding

Model	CRI/ CCT	Beam Angle	LED Power	Control	Trim Finish	Reflector Color	Accessory
TS4	827	30	08	N	W	B	
TAKEO T100 Pro	CRI>80/ 2700K	30°	7.5W	No Driver	White	Black	
	830	50	12	F	B	M	
	CRI>80/ 3000K	50°	12W	On-Off	Black	Matt	
	840	17	P			W	
	CRI>80/ 4000K	17W	Phase Dim			White	
	927	A					
	CRI>90/ 2700K	1-10V Dim					
	930	D					
	CRI>90/ 3000K	DALI Dim					
	940						
	CRI>90/ 4000K						

Project: Office, Netherlands



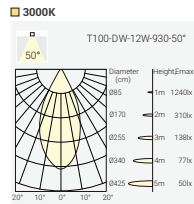
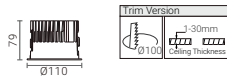
TAKEO T100-DW – High Efficiency Fixed Downlight



Quick Info

- Ceiling Cut-out: Ø100mm
- Bridgelux LED: 12W, CRI>95
- CCT: Dim to Warm 1800K-3000K
- Beam Angle: 50°
- Lumen Output: Up to Max.1000lm System Luminous Flux
- IP Class: IP54 from Front
- LED Driver: Phase Dim, 1-10V Dim, DALI Dim, Casambi Wireless Dim

Light Distribution



Trim Finish



White Black

Order Info (TAKEO T100-DW in White Trim & Matt Reflector as an Example)

LED Power	System Power	LED Voltage	LED Current	CRI	CCT	Beam	System Output	Code
12W	14W	34V	350mA	95	1800K-3000K	50°	Max.1000lm	TS2-9D35012N-WM

Code Remark: N=N(No Driver) P=P(Phase Dim) A=A(1-10V Dim) D=D(DALI Dim)



Reflector Options



White Matt Black

Coding

Model	CRI/ CCT	Beam Angle	LED Power	Control	Trim Finish	Reflector Color	Accessory
TS2	9D8	50°	12	N	W	B	
TAKEO T100-DW	CRI>95 1800K-3000K	50°	12W	No Driver P Phase Dim A 1-10V Dim D DALI Dim	White Black	Black Matt White	

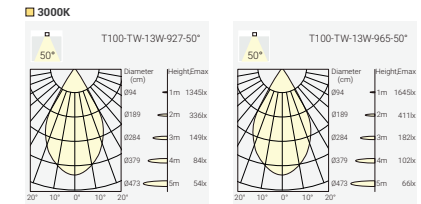
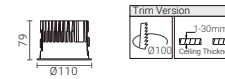
TAKEO T100-TW – High Efficiency Fixed Downlight



Quick Info

- Ceiling Cut-out: Ø100mm
- Bridgelux LED: 13W, CRI>90
- CCT: Tunable White 2700K-6500K
- Beam Angle: 50°
- Lumen Output: Up to 900lm System Luminous Flux
- IP Class: IP54 from Front
- LED Driver: DALI DT8 Dim

Light Distribution



Trim Finish



White Black

Order Info (TAKEO T100-TW in White Trim & Matt Reflector as an Example)

LED Power	System Power	LED Voltage	LED Current	CRI	CCT	Beam	System Output	Code
13W	15W	36V	350mA	90	2700K-6500K	50°	Max.900lm	TS2-9TW5013N-WM

Code Remark: N=N(No Driver) D=D(DALI DT8 Dim)

Reflector Options



White Matt Black

Coding

Model	CRI/ CCT	Beam Angle	LED Power	Control	Trim Finish	Reflector Color	Accessory
TS2	9TW	50°	13	N	W	B	
TAKEO T100-TW	CRI>90 2700K-6500K	50°	13W	No Driver D DALI DT8 Dim	White Black	Black Matt White	

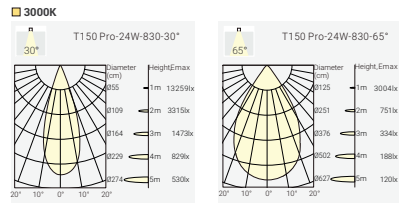
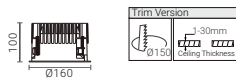
TAKEO T150 Pro – High Efficiency Fixed Downlight




Quick Info

- Ceiling Cut-out: Ø150mm
- CITIZEN LED: 17W, 24W, CRI>90, CRI>80
- CCT: 2700K, 3000K, 4000K Available as Standard
- Beam Angle: 30°, 65°
- Lumen Output: Up to 3800lm System Luminous Flux
- IP Class: IP54 from Front
- LED Driver: On-Off, Phase Dim, 1-10V Dim, DALI Dim, Casambi Wireless Dim

Light Distribution



Trim Finish



Order Info (TAKEO T150 Pro in White Trim & Matt Reflector as an Example)

LED Power	System Power	LED Voltage	LED Current	CRI	CCT	Beam	LED Output	System Output	Code
17W	19W	36V	500mA	80	2700K	30°	3000lm	2450lm	TM4-8273017N-WM
						65°	3000lm	2000lm	TM4-8276517N-WM
					3000K	30°	3200lm	2600lm	TM4-8308017N-WM
						65°	3200lm	2100lm	TM4-8306517N-WM
					4000K	30°	3500lm	2800lm	TM4-8403017N-WM
						65°	3500lm	2300lm	TM4-8406517N-WM
24W	26W	36V	700mA	80	2700K	30°	4000lm	3300lm	TM4-8273024N-WM
						65°	4000lm	2700lm	TM4-8276524N-WM
					3000K	30°	4200lm	3500lm	TM4-8303024N-WM
						65°	4200lm	2850lm	TM4-8306524N-WM
					4000K	30°	4500lm	3800lm	TM4-8403024N-WM
						65°	4500lm	3000lm	TM4-8406524N-WM

Code Remark: N=N(No Driver) F=F(ON-OFF) P=P(Phase Dim) A=A(1-10V Dim) D=D(DALI Dim)

Reflector Options



Coding

MODEL	CRI/ CCT	Beam Angle	LED Power	Control	Trim Finish	Reflector Color	Accessory
TM4	827	30	17	N	W	B	
TAKEO T150 Pro	CRI>80/ 2700K	30°	17W	No Driver	White	Black	
	830	65	24	F	B	M	
	CRI>80/ 3000K	65°	24W	On-Off	Black	Matt	
	840			P		W	
	CRI>80/ 4000K			Phase Dim		White	
	927			A			
	CRI>90/ 2700K			1-10V Dim			
	930			D			
	CRI>90/ 3000K			DALI Dim			
	940						
	CRI>90/ 4000K						

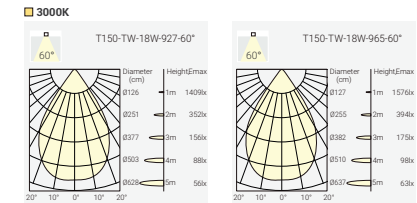
TAKEO T150-TW – High Efficiency Fixed Downlight




Quick Info

- Ceiling Cut-out: Ø150mm
- Bridgelux LED: 18W, 25W, CRI>90
- CCT: Tunable White 2700K-6500K
- Beam Angle: 60°
- Lumen Output: Up to Max.1900lm System Luminous Flux
- IP Class: IP54 from Front
- LED Driver: DALI DT8 Dim

Light Distribution



Trim Finish



Order Info (TAKEO T150-TW in White Trim & Matt Reflector as an Example)

LED Power	System Power	LED Voltage	LED Current	CRI	CCT	Beam	System Output	Code
18W	21W	36V	500mA	90	2700K-6500K	60°	Max.1400lm	TM1-9TW6018N-WM
					@2700K	60°	1200lm	
					@3000K	60°	1250lm	
					@4000K	60°	1350lm	
					@5000K	60°	1400lm	
					@6500K	60°	1400lm	
25W	28W	36V	700mA	90	2700K-6500K	60°	Max.1900lm	TM2-9TW6025N-WM
					@2700K	60°	1700lm	
					@3000K	60°	1750lm	
					@4000K	60°	1850lm	
					@5000K	60°	1900lm	
					@6500K	60°	1900lm	

Code Remark: N=N(No Driver) D=D(DALI DT8 Dim)


Reflector Options



Coding

MODEL	CRI/ CCT	Beam Angle	LED Power	Control	Trim Finish	Reflector Color	Accessory
TM1	9TW	60	18	N	W	B	
TAKEO T150-18W	CRI>90	60°	18W	No Driver	White	Black	
	2700K-6500K						
	25			D	B	M	
TAKEO T150-25W			25W	DALI DT8 Dim	Black	Matt	
						W	
						White	

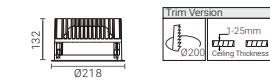
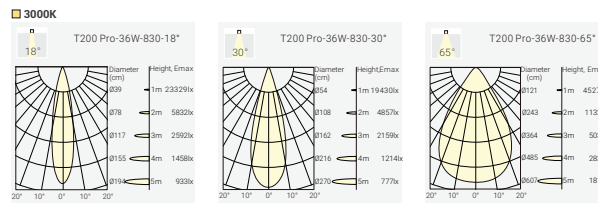
TAKEO T200 Pro – High Efficiency Fixed Downlight



Quick Info

- Ceiling Cut-out: Ø200mm
- CITIZEN LED: 24W, 36W, CRI>90, CRI>80
- CCT: 2700K, 3000K, 4000K Available as Standard
- Beam Angle: 18°, 30°, 65°
- Lumen Output: Up to 5300lm System Luminous Flux
- IP Class: IP54 from Front
- LED Driver: On-Off, Phase Dim, 1-10V Dim, DALI Dim, Casambi Wireless Dim

Light Distribution



Trim Finish



White Black

Order Info (TAKEO T200 Pro in White Trim & Matt Reflector as an Example)

LED Power	System Power	LED Voltage	LED Current	CRI	CCT	Beam	LED Output	System Output	Code
24W	26W	34V	700mA	80	2700K	18°	4200lm	3200lm	TL4-8271824N-WM
						30°	4200lm	3300lm	TL4-8273024N-WM
						65°	4200lm	2700lm	TL4-8276524N-WM
				3000K	18°	4400lm	3400lm	3400lm	TL4-8301824N-WM
					30°	4400lm	3500lm	3500lm	TL4-8303024N-WM
					65°	4400lm	2900lm	2900lm	TL4-8306524N-WM
				4000K	18°	4700lm	3750lm	3750lm	TL4-8401824N-WM
					30°	4700lm	3800lm	3800lm	TL4-8403024N-WM
					65°	4700lm	3100lm	3100lm	TL4-8406524N-WM

36W	40W	34V	1050mA	80	2700K	18°	5600lm	4600lm	TL4-8271836N-WM
					30°	5600lm	4800lm	4800lm	TL4-8273036N-WM
					65°	5600lm	4000lm	4000lm	TL4-8276536N-WM
				3000K	18°	6000lm	4800lm	4800lm	TL4-8301836N-WM
					30°	6000lm	5000lm	5000lm	TL4-8303036N-WM
					65°	6000lm	4200lm	4200lm	TL4-8306536N-WM
				4000K	18°	6500lm	5100lm	5100lm	TL4-8401836N-WM
					30°	6500lm	5300lm	5300lm	TL4-8403036N-WM
					65°	6500lm	4500lm	4500lm	TL4-8406536N-WM

Code Remark: N=N(No Driver) F=F(ON-OFF) P=P(Phase Dim) A=A(1-10V Dim) D=D(DALI Dim)

Coding

MODEL	CRI/ CCT	Beam Angle	LED Power	Control	Trim Finish	Reflector Color	Accessory
TL4	827	18	24	N	W	B	
TAKEO T200 Pro	CRI>80/ 2700K	18°	24W	No Driver	White	Black	
	830	30	36	F	B	M	
	CRI>80/ 3000K	30°	36W	On-Off	Black	Matt	
	840	65		P	W	W	
	CRI>80/ 4000K	65°		Phase Dim		White	
	927			A			
	CRI>90/ 2700K			1-10V Dim			
	930			D			
	CRI>90/ 3000K			DALI Dim			
	940						
	CRI>90/ 4000K						

Reflector Options



White Matt Black

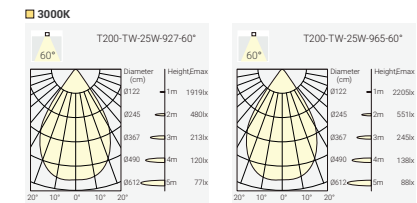
TAKEO T200-TW – High Efficiency Fixed Downlight




Quick Info

- Ceiling Cut-out: Ø200mm
- Bridgelux LED: 25W, CRI>90
- CCT: Tunable White 2700K-6500K
- Beam Angle: 60°
- Lumen Output: Up to Max.1900lm System Luminous Flux
- IP Class: IP54 from Front
- LED Driver: DALI DT8 Dim

Light Distribution



Trim Finish



White Black

Order Info (TAKEO T200-TW in White Trim & Matt Reflector as an Example)

LED Power	System Power	LED Voltage	LED Current	CRI	CCT	Beam	System Output	Code
25W	28W	36V	700mA	90	2700K-6500K	60°	Max.1900lm	TL1-9TW6025N-WM
					@2700K	60°	1700lm	
					@3000K	60°	1750lm	
					@4000K	60°	1850lm	
					@5000K	60°	1900lm	
					@6500K	60°	1900lm	

Code Remark: N=N(No Driver) D=D(DALI DT8 Dim)

Coding

Model	CRI/ CCT	Beam Angle	LED Power	Control	Trim Finish	Reflector Color	Accessory
TL1	9TW	60	25	N	W	B	
TAKEO T200 TW	CRI>90/ 2700K-6500K	60°	25W	No Driver	White	Black	
				D	B	M	
				DALI DT8 Dim	Black	Matt	
						W	
						White	