

NEKO / KENZO
Adjustable LED Spotlight



K1X30



K1X55



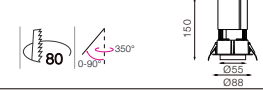
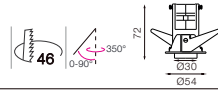
K1X70



NEKO / KENZO / **K1X30**
Adjustable LED Spotlight



NEKO / KENZO / **K1X55**
Adjustable LED Spotlight



Black Decoration Ring



White Decoration Ring



Gold Decoration Ring

LED Power	System Power	LED Voltage	LED Current	CRI	CCT	Beam	LED Output	System Output	Code						
4 W	6 W	12 V	350 mA	90	2700K	15°	350lm	300lm	K1S-9271504N-WB						
						30°	350lm	300lm	K1S-9273004N-WB						
						55°	350lm	300lm	K1S-9275504N-WB						
						3000K	15°	400lm	320lm	K1S-9301504N-WB					
							30°	400lm	320lm	K1S-9303004N-WB					
							55°	400lm	320lm	K1S-9305504N-WB					
						4000K	15°	450lm	350lm	K1S-9401504N-WB					
							30°	450lm	350lm	K1S-9403004N-WB					
							55°	450lm	350lm	K1S-9405504N-WB					
						4 W	6 W	12 V	350 mA	90	2700K	15°	350lm	300lm	K1S-9271504N-WW
												30°	350lm	300lm	K1S-9273004N-WW
												55°	350lm	300lm	K1S-9275504N-WW
3000K	15°	400lm	320lm	K1S-9301504N-WW											
	30°	400lm	320lm	K1S-9303004N-WW											
	55°	400lm	320lm	K1S-9305504N-WW											
4000K	15°	450lm	350lm	K1S-9401504N-WW											
	30°	450lm	350lm	K1S-9403004N-WW											
	55°	450lm	350lm	K1S-9405504N-WW											
4 W	6 W	12 V	350 mA	90	2700K							15°	350lm	300lm	K1S-9271504N-WG
												30°	350lm	300lm	K1S-9273004N-WG
												55°	350lm	300lm	K1S-9275504N-WG
						3000K	15°	400lm	320lm	K1S-9301504N-WG					
							30°	400lm	320lm	K1S-9303004N-WG					
							55°	400lm	320lm	K1S-9305504N-WG					
						4000K	15°	450lm	350lm	K1S-9401504N-WG					
							30°	450lm	350lm	K1S-9403004N-WG					
							55°	450lm	350lm	K1S-9405504N-WG					

Code Remark N=(No Driver) F=(ON-OFF) A=A(1-10V Dim) D=D(DALI Dim)



Black Decoration Ring



White Decoration Ring



Gold Decoration Ring

LED Power	System Power	LED Voltage	LED Current	CRI	CCT	Beam	LED Output	System Output	Code						
9 W	11 W	36 V	260 mA	90	2700K	18°	850lm	700lm	K1M-9271809N-WB						
						24°	850lm	700lm	K1M-9272409N-WB						
						36°	850lm	700lm	K1M-9273609N-WB						
						3000K	18°	950lm	720lm	K1M-9301809N-WB					
							24°	950lm	720lm	K1M-9302409N-WB					
							36°	950lm	720lm	K1M-9303609N-WB					
						4000K	18°	1050lm	800lm	K1M-9401809N-WB					
							24°	1050lm	800lm	K1M-9402409N-WB					
							36°	1050lm	800lm	K1M-9403609N-WB					
						9 W	11 W	36 V	260 mA	90	2700K	18°	850lm	700lm	K1M-9271809N-WW
												24°	850lm	700lm	K1M-9272409N-WW
												36°	850lm	700lm	K1M-9273609N-WW
3000K	18°	950lm	720lm	K1M-9301809N-WW											
	24°	950lm	720lm	K1M-9302409N-WW											
	36°	950lm	720lm	K1M-9303609N-WW											
4000K	18°	1050lm	800lm	K1M-9401809N-WW											
	24°	1050lm	800lm	K1M-9402409N-WW											
	36°	1050lm	800lm	K1M-9403609N-WW											
9 W	11 W	36 V	260 mA	90	2700K							18°	850lm	700lm	K1M-9271809N-WG
												24°	850lm	700lm	K1M-9272409N-WG
												36°	850lm	700lm	K1M-9273609N-WG
						3000K	18°	950lm	720lm	K1M-9301809N-WG					
							24°	950lm	720lm	K1M-9302409N-WG					
							36°	950lm	720lm	K1M-9303609N-WG					
						4000K	18°	1050lm	800lm	K1M-9401809N-WG					
							24°	1050lm	800lm	K1M-9402409N-WG					
							36°	1050lm	800lm	K1M-9403609N-WG					

Code Remark N=(NO Driver) F=(ON-OFF) P=(Phase Dim) A=(1-10V Dim) D=(DALI Dim)

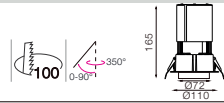
Optional accessory



Honeycomb

Code for K1M-9402409N-WG with Honeycomb
K1M-9402409N-WG-H

NEKO / KENZO / K1X70
Adjustable LED Spotlight



LED Power	System Power	LED Voltage	LED Current	CRI	CCT	Beam	LED Output	System Output	Code						
13 W	15 W	36 V	350 mA	90	2700K	15°	1400lm	1100lm	K1L1-9271513N-WB						
						25°	1400lm	1100lm	K1L1-9272513N-WB						
						30°	1400lm	1100lm	K1L1-9273013N-WB						
						3000K	15°	1500lm	1200lm	K1L1-9301513N-WB					
							25°	1500lm	1200lm	K1L1-9302513N-WB					
							30°	1500lm	1200lm	K1L1-9303013N-WB					
						4000K	15°	1600lm	1300lm	K1L1-9401513N-WB					
							25°	1600lm	1300lm	K1L1-9402513N-WB					
							30°	1600lm	1300lm	K1L1-9403013N-WB					
						18 W	21 W	36 V	500 mA	90	2700K	15°	1800lm	1500lm	K1L2-9271518N-WB
												25°	1800lm	1500lm	K1L2-9272518N-WB
												30°	1800lm	1500lm	K1L2-9273018N-WB
3000K	15°	2000lm	1600lm	K1L2-9301518N-WB											
	25°	2000lm	1600lm	K1L2-9302518N-WB											
	30°	2000lm	1600lm	K1L2-9303018N-WB											
4000K	15°	2200lm	1700lm	K1L2-9401518N-WB											
	25°	2200lm	1700lm	K1L2-9402518N-WB											
	30°	2200lm	1700lm	K1L2-9403018N-WB											

Code Remark: N=(NO Driver) F=(ON-OFF) P=(Phase Dim) A=(1-10V Dim) D=(DALI Dim)



Black Decoration Ring



White Decoration Ring



Gold Decoration Ring

LED Power	System Power	LED Voltage	LED Current	CRI	CCT	Beam	LED Output	System Output	Code						
13 W	15 W	36 V	350 mA	90	2700K	15°	1400lm	1100lm	K1L1-9271513N-WW						
						25°	1400lm	1100lm	K1L1-9272513N-WW						
						30°	1400lm	1100lm	K1L1-9273013N-WW						
						3000K	15°	1500lm	1200lm	K1L1-9301513N-WW					
							25°	1500lm	1200lm	K1L1-9302513N-WW					
							30°	1500lm	1200lm	K1L1-9303013N-WW					
						4000K	15°	1600lm	1300lm	K1L1-9401513N-WW					
							25°	1600lm	1300lm	K1L1-9402513N-WW					
							30°	1600lm	1300lm	K1L1-9403013N-WW					
						18 W	21 W	36 V	500 mA	90	2700K	15°	1800lm	1500lm	K1L2-9271518N-WW
												25°	1800lm	1500lm	K1L2-9272518N-WW
												30°	1800lm	1500lm	K1L2-9273018N-WW
3000K	15°	2000lm	1600lm	K1L2-9301518N-WW											
	25°	2000lm	1600lm	K1L2-9302518N-WW											
	30°	2000lm	1600lm	K1L2-9303018N-WW											
4000K	15°	2200lm	1700lm	K1L2-9401518N-WW											
	25°	2200lm	1700lm	K1L2-9402518N-WW											
	30°	2200lm	1700lm	K1L2-9403018N-WW											
13 W	15 W	36 V	350 mA	90	2700K							15°	1400lm	1100lm	K1L1-9271513N-WG
												25°	1400lm	1100lm	K1L1-9272513N-WG
												30°	1400lm	1100lm	K1L1-9273013N-WG
						3000K	15°	1500lm	1200lm	K1L1-9301513N-WG					
							25°	1500lm	1200lm	K1L1-9302513N-WG					
							30°	1500lm	1200lm	K1L1-9303013N-WG					
						4000K	15°	1600lm	1300lm	K1L1-9401513N-WG					
							25°	1600lm	1300lm	K1L1-9402513N-WG					
							30°	1600lm	1300lm	K1L1-9403013N-WG					
						18 W	21 W	36 V	500 mA	90	2700K	15°	1800lm	1500lm	K1L2-9271518N-WG
												25°	1800lm	1500lm	K1L2-9272518N-WG
												30°	1800lm	1500lm	K1L2-9273018N-WG
3000K	15°	2000lm	1600lm	K1L2-9301518N-WG											
	25°	2000lm	1600lm	K1L2-9302518N-WG											
	30°	2000lm	1600lm	K1L2-9303018N-WG											
4000K	15°	2200lm	1700lm	K1L2-9401518N-WG											
	25°	2200lm	1700lm	K1L2-9402518N-WG											
	30°	2200lm	1700lm	K1L2-9403018N-WG											

Code Remark: N=(NO Driver) F=(ON-OFF) P=(Phase Dim) A=(1-10V Dim) D=(DALI Dim)

Optional accessory



Code for K1L2-9403018N-WG with Honeycomb
K1L2-9403018N-WG-H