

Cane 100 surface



	Luminaire for restaurants, lounges, hotels, corridors and offices.
	LED 2700K / 3000K Option: other color temperature Option: Natural Toning 1800K-3000K Spread angles: 26 / 40 / 60° Option: other spread angle
	230V to integrated driver. Tillval: cabel entry in side
	one4all (includes DALI, switchDIM, corridor FUNCTION and DSI). Option: on/off.
	Aluminium.
	Finestructured white RAL9003 / black RAL9005. Option: other RAL color
	Surface mounted ceiling
	0,5/0,7/0,9 kg

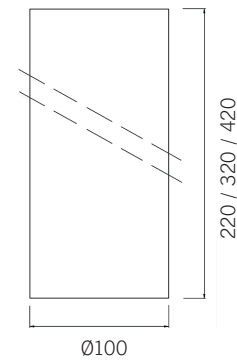
LED-info	LED attributes	Performance
	Color temp	Extra warmwhite 2700K Warmwhite 3000K NT 1800-3000K 900lm
	CRI	Min 90 Option Ra 97 (-25% lm) NT min 95
	LED service life	50.000h (L80B10)
	SDCM	Max 2

Surface mounted ceiling

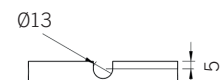
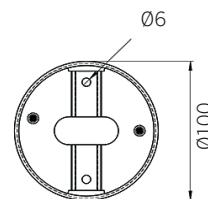

Article	Name
52-02-4301-20X08	Cane 100 surface 220mm 12W 3000K 1100lm one4all white
52-02-4301-21X08	Cane 100 surface 320mm 12W 3000K 1100lm one4all white
52-02-4301-22X08	Cane 100 surface 420mm 12W 3000K 1100lm one4all white
52-02-3301-20X08	Cane 100 surface 220mm 12W 3000K 1100lm one4all black
52-02-3301-21X08	Cane 100 surface 320mm 12W 3000K 1100lm one4all black
52-02-3301-22X08	Cane 100 surface 420mm 12W 3000K 1100lm one4all black
52-02-4201-20X08	Cane 100 surface 220mm 12W 2700K 1000lm one4all white
52-02-4201-21X08	Cane 100 surface 320mm 12W 2700K 1000lm one4all white
52-02-4201-22X08	Cane 100 surface 420mm 12W 2700K 1000lm one4all white
52-02-3201-20X08	Cane 100 surface 220mm 12W 2700K 1000lm one4all black
52-02-3201-21X08	Cane 100 surface 320mm 12W 2700K 1000lm one4all black
52-02-3201-22X08	Cane 100 surface 420mm 12W 2700K 1000lm one4all black

State spread angle accordingly:
X=1 for 26°
X=2 for 40°
X=3 for 60°

[mm]



Options



1010294
Cable entry in side

[mm]

1011090
Inclined mounting bas for slanted ceilings.
State inclination in degrees.