

FUSION

The Narrow Linear Downlight Series
Featuring Fixed Downlights,
Adjustable Downlights,
Spotlights,
Wall Washer Downlights,
General Light Downlights.

Project: Eggen Restaurant, Norway



NEW

FUSION G2 Fixed



FUSION G2 FF1
2W/ 200lm @CRI90 3000K



FUSION G2 FF2
4W/ 400lm @CRI90 3000K



FUSION G2 FF3
6W/ 580lm @CRI90 3000K



FUSION G2 FF5
11W/ 900lm @CRI90 3000K



FUSION G2 FF10
22W/ 1900lm @CRI90 3000K

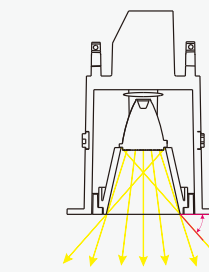
FUSION G2 Trimless Fixed



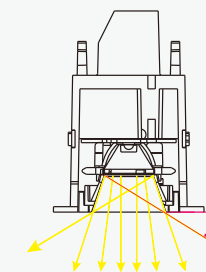
FUSION G2 FFT5
11W/ 900lm @CRI90 3000K



FUSION G2 FFT10
22W/ 1900lm @CRI90 3000K



VS



FUSION

LED: OSRAM
Beam: 24°, 40°
Shielding Angle: 50°
UGR: <16

FUSION G2

LED: Bridgelux
Beam: 15°, 24°, 48°, 60°
Shielding Angle: 35°
UGR:<19
Higher Efficiency
Higher R9 Value

FUSION G2 Adjustable




FUSION G2 FA5
11W/ 900lm @CRI90 3000K



FUSION G2 FA10
22W/ 1900lm @CRI90 3000K

Beam Angles



Spot 15° Medium 24° Flood 48° Wide Flood 60°

Finsh



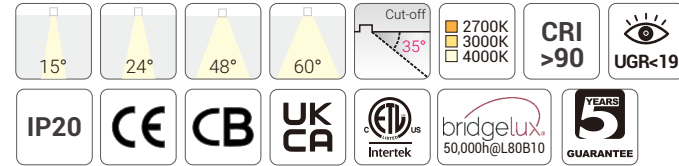
White



Black

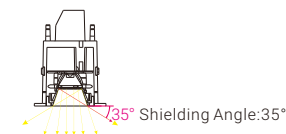
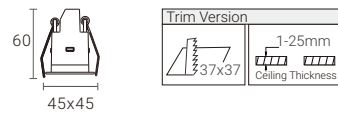
FUSION G2 FF1 – Fixed LED Downlight

NEW

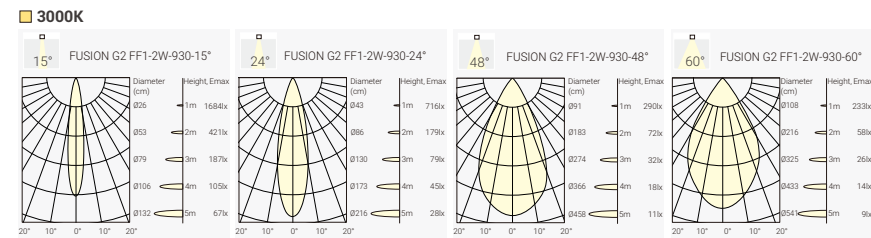


Quick Info


- Ceiling Cut-out: 37x37mm
- OSRAM LED: 2W, CRI>90
- CCT: 2700K, 3000K, 4000K Available as Standard
- Beam Angle: 15°, 24°, 48°, 60°
- Lumen Output: Up to 220lm System Luminous Flux
- IP Class: IP20
- LED Driver: On-Off, Phase Dim, 1-10V Dim, DALI Dim



Light Distribution



Finish



Order Info (FUSION G2 FF1 in White Trim & Black Reflector as an Example)

LED Power	System Power	LED Voltage	LED Current	CRI	CCT	Beam	LED Output	System Output	Code
2W	3W	3V	700mA	90	2700K	15°	230lm	190lm	FF1G2-9271502N-WB
						24°	230lm	180lm	FF1G2-9272402N-WB
						48°	230lm	180lm	FF1G2-9274802N-WB
						60°	230lm	180lm	FF1G2-9276002N-WB
				3000K		15°	240lm	200lm	FF1G2-9301502N-WB
						24°	240lm	190lm	FF1G2-9302402N-WB
						48°	240lm	190lm	FF1G2-9304802N-WB
						60°	240lm	190lm	FF1G2-9306002N-WB
				4000K		15°	260lm	220lm	FF1G2-9401502N-WB
						24°	260lm	200lm	FF1G2-9402402N-WB
						48°	260lm	200lm	FF1G2-9404802N-WB
						60°	260lm	200lm	FF1G2-9406002N-WB

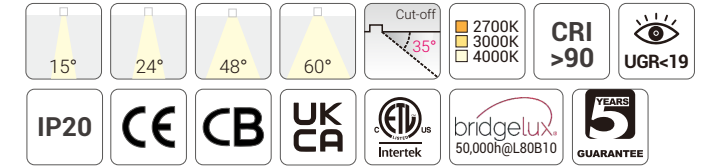
Code Remark: N=N(No Driver) F=F(ON-OFF) P=P(Phase Dim) A=A(1-10V Dim) D=D(DALI Dim)

Coding

Model	CRI/ CCT	Beam Angle	LED Power	Control	Finish	Reflector Color	Accessory
FF1G2	927	15°	02	N	W	B	
FUSION G2 FF1	CRI>90/ 2700K	15°	2W	No Driver	White	Black	
	930	24°		F	B		
	CRI>90/ 3000K	24°		On-Off	Black		
	940	48°		P			
	CRI>90/ 4000K	48°		Phase Dim			
		60°		A			
		60°		1-10V Dim			
				D			
				DALI Dim			

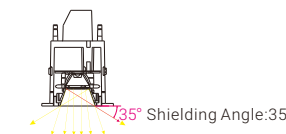
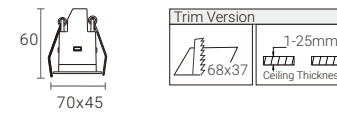
FUSION G2 FF2 – Fixed LED Downlight

NEW

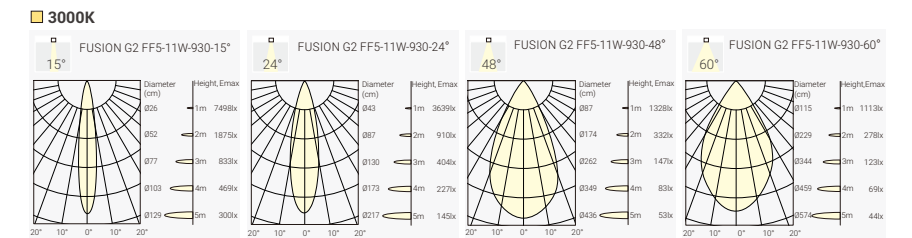


Quick Info


- Ceiling Cut-out: 68x37mm
- OSRAM LED: 4W, CRI>90
- CCT: 2700K, 3000K, 4000K Available as Standard
- Beam Angle: 15°, 24°, 48°, 60°
- Lumen Output: Up to 420lm System Luminous Flux
- IP Class: IP20
- LED Driver: On-Off, Phase Dim, 1-10V Dim, DALI Dim



Light Distribution



Finish



Order Info (FUSION G2 FF2 in White Trim & Black Reflector as an Example)

LED Power	System Power	LED Voltage	LED Current	CRI	CCT	Beam	LED Output	System Output	Code
4W	6W	6V	700mA	90	2700K	15°	460lm	380lm	FF2G2-8271510N-WB
						24°	460lm	350lm	FF2G2-8272410N-WB
						48°	460lm	350lm	FF2G2-8274810N-WB
						60°	460lm	350lm	FF2G2-8276010N-WB
				3000K		15°	480lm	400lm	FF2G2-8301510N-WB
						24°	480lm	360lm	FF2G2-8302410N-WB
						48°	480lm	360lm	FF2G2-8304810N-WB
						60°	480lm	360lm	FF2G2-8306010N-WB
				4000K		15°	510lm	420lm	FF2G2-8401510N-WB
						24°	510lm	380lm	FF2G2-8402410N-WB
						48°	510lm	380lm	FF2G2-8404810N-WB
						60°	510lm	380lm	FF2G2-8406010N-WB

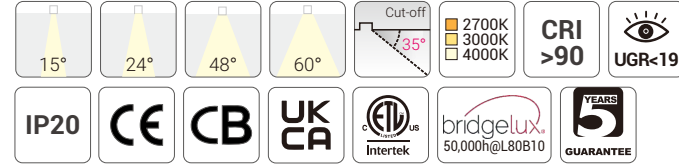
Code Remark: N=N(No Driver) F=F(ON-OFF) P=P(Phase Dim) A=A(1-10V Dim) D=D(DALI Dim)

Coding

Model	CRI/ CCT	Beam Angle	LED Power	Control	Finish	Reflector Color	Accessory
FF2G2	927	15°	04	N	W	B	
FUSION G2 FF2	CRI>90/ 2700K	15°	4W	No Driver	White	Black	
	930	24°		F	B		
	CRI>90/ 3000K	24°		On-Off	Black		
	940	48°		P			
	CRI>90/ 4000K	48°		Phase Dim			
		60°		A			
		60°		1-10V Dim			
				D			
				DALI Dim			

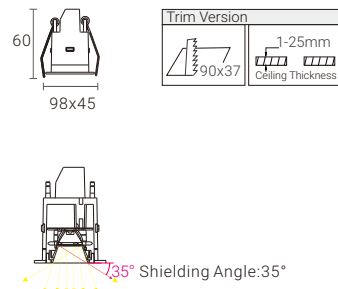
FUSION G2 FF3 – Fixed LED Downlight

NEW

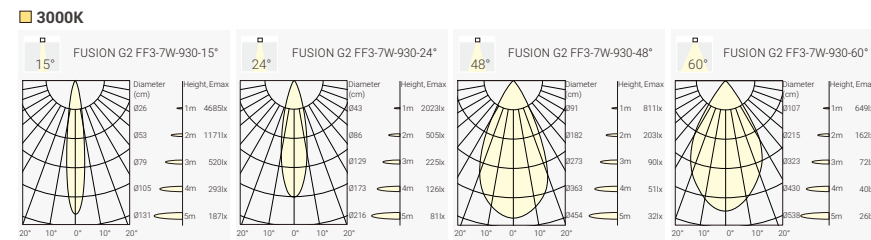


Quick Info

- Ceiling Cut-out: 90x37mm
- OSRAM LED: 7W, CRI>90
- CCT: 2700K, 3000K, 4000K Available as Standard
- Beam Angle: 15°, 24°, 48°, 60°
- Lumen Output: Up to 600lm System Luminous Flux
- IP Class: IP20
- LED Driver: On-Off, Phase Dim, 1-10V Dim, DALI Dim



Light Distribution



Finish



Order Info (FUSION G2 FF3 in White Trim & Black Reflector as an Example)

LED Power	System Power	LED Voltage	LED Current	CRI	CCT	Beam	LED Output	System Output	Code
7W	9W	9V	700mA	80	2700K	15°	700lm	560lm	FF3G2-9271507N-WB
						24°	700lm	500lm	FF3G2-9272407N-WB
						48°	700lm	500lm	FF3G2-9274807N-WB
						60°	700lm	500lm	FF3G2-9276007N-WB
				3000K		15°	720lm	580lm	FF3G2-9301507N-WB
						24°	720lm	520lm	FF3G2-9302407N-WB
						48°	720lm	520lm	FF3G2-9304807N-WB
						60°	720lm	520lm	FF3G2-9306007N-WB
				4000K		15°	780lm	600lm	FF3G2-9401507N-WB
						24°	780lm	550lm	FF3G2-9402407N-WB
						48°	780lm	550lm	FF3G2-9404807N-WB
						60°	780lm	550lm	FF3G2-9406007N-WB

Code Remark: N=N(No Driver) F=F(ON-OFF) P=P(Phase Dim) A=A(1-10V Dim) D=D(DALI Dim)

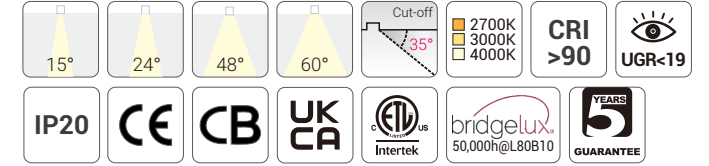
Coding

FF3G2 - *** ** ** * - *

Model	CRI/ CCT	Beam Angle	LED Power	Control	Finish	Reflector Color	Accessory
FF3G2 FUSION G2 FF3	927 CRI>90/ 2700K	15°	07 7W	N No Driver	W White	B Black	
	930 CRI>90/ 3000K	24°		F On-Off	B Black		
	940 CRI>90/ 4000K	48°		P Phase Dim			
		60°		A 1-10V Dim			
		60°		D DALI Dim			

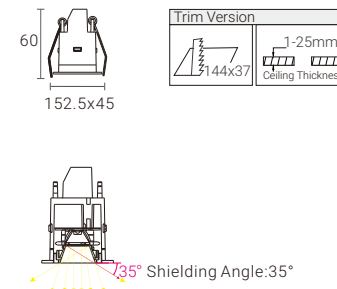
FUSION G2 FF5 – Fixed LED Downlight

NEW

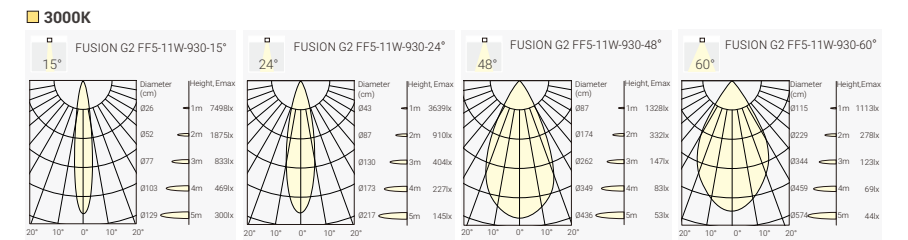


Quick Info


- Ceiling Cut-out: 144x37mm for Trim Version
- OSRAM LED: 11W, CRI>90
- CCT: 2700K, 3000K, 4000K Available as Standard
- Beam Angle: 15°, 24°, 48°, 60°
- Lumen Output: Up to 950lm System Luminous Flux
- IP Class: IP20
- LED Driver: On-Off, Phase Dim, 1-10V Dim, DALI Dim, Casambi Wireless Dim



Light Distribution



Finish

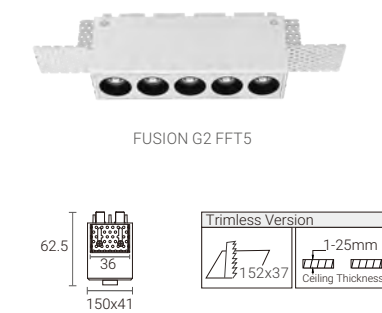


Order Info (FUSION G2 FF5 in White Trim & Black Reflector as an Example)

LED Power	System Power	LED Voltage	LED Current	CRI	CCT	Beam	LED Output	System Output	Code
11W	13W	15V	700mA	90	2700K	15°	1150lm	870lm	FF5G2-9271511N-WB
						24°	1150lm	830lm	FF5G2-9272411N-WB
						48°	1150lm	830lm	FF5G2-9274811N-WB
						60°	1150lm	830lm	FF5G2-9276011N-WB
				3000K		15°	1200lm	900lm	FF5G2-9301511N-WB
						24°	1200lm	850lm	FF5G2-9302411N-WB
						48°	1200lm	850lm	FF5G2-9304811N-WB
						60°	1200lm	850lm	FF5G2-9306011N-WB
				4000K		15°	1300lm	950lm	FF5G2-9401511N-WB
						24°	1300lm	900lm	FF5G2-9402411N-WB
						48°	1300lm	900lm	FF5G2-9404811N-WB
						60°	1300lm	900lm	FF5G2-9406011N-WB

Code Remark: N=N(No Driver) F=F(ON-OFF) P=P(Phase Dim) A=A(1-10V Dim) D=D(DALI Dim)

Trimless Version



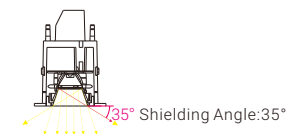
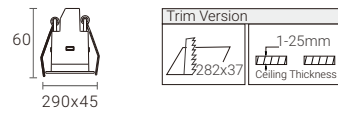

Coding

FF5G2 - *** ** ** * - *

Model	CRI/ CCT	Beam Angle	LED Power	Control	Finish	Reflector Color	Accessory
FF5G2 FUSION G2 FF5	927 CRI>90/ 2700K	15°	11 11W	N No Driver	W White	B Black	
FF5G2 FUSION G2 FFT5	930 CRI>90/ 3000K	24°		F On-Off	B Black		
	940 CRI>90/ 4000K	48°		P Phase Dim			
		60°		A 1-10V Dim			
		60°		D DALI Dim			

FUSION G2 FF10 – Fixed LED Downlight

NEW



Finish



White

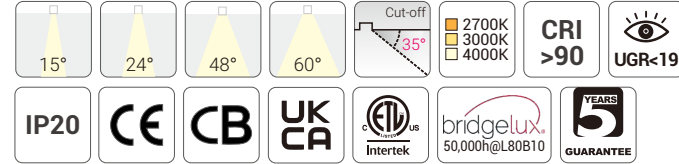
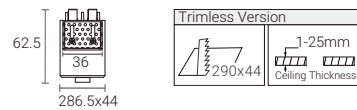


Black

Trimless Version



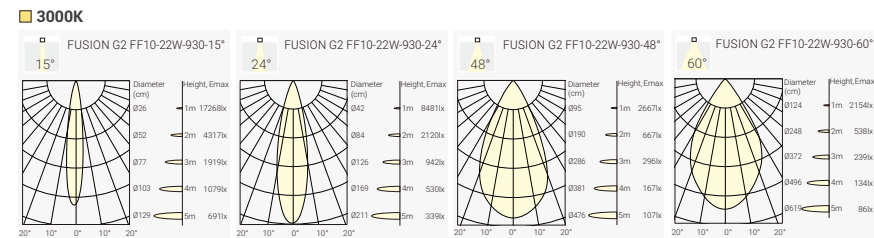
FUSION G2 FFT10



Quick Info

- Ceiling Cut-out: 282x37mm for Trim Version
- OSRAM LED: 22W, CRI>90
- CCT: 2700K, 3000K, 4000K Available as Standard
- Beam Angle: 15°, 24°, 48°, 60°
- Lumen Output: Up to 2000lm System Luminous Flux
- IP Class: IP20
- LED Driver: On-Off, Phase Dim, 1-10V Dim, DALI Dim, Casambi Wireless Dim

Light Distribution



Order Info (FUSION G2 FF10 in White Trim & Black Reflector as an Example)


LED Power	System Power	LED Voltage	LED Current	CRI	CCT	Beam	LED Output	System Output	Code						
22W	24W	30V	700mA	90	2700K	15°	2300lm	1850lm	FF10G2-9271522N-WB						
						24°	2300lm	1800lm	FF10G2-9272422N-WB						
						48°	2300lm	1800lm	FF10G2-9274822N-WB						
						60°	2300lm	1850lm	FF10G2-9276022N-WB						
						3000K	15°	2450lm	1900lm	FF10G2-9301522N-WB					
							24°	2450lm	1850lm	FF10G2-9302422N-WB					
							48°	2450lm	1850lm	FF10G2-9304822N-WB					
							60°	2450lm	1900lm	FF10G2-9306022N-WB					
							4000K	15°	2600lm	2000lm	FF10G2-9401522N-WB				
								24°	2600lm	1950lm	FF10G2-9402422N-WB				
												48°	2600lm	1950lm	FF10G2-9404822N-WB
												60°	2600lm	2000lm	FF10G2-9406022N-WB

Code Remark: N=N(No Driver) F=F(ON-OFF) P=P(Phase Dim) A=A(1-10V Dim) D=D(DALI Dim)

Coding

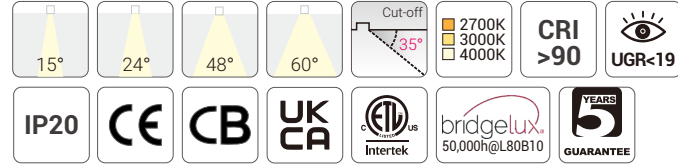
Model	CRI/ CCT	Beam Angle	LED Power	Control	Finish	Reflector Color	Accessory
FF10G2	927	15	22	N	W	B	
FUSION G2 FF10	CRI>90/ 2700K	15°	22W	No Driver	White	Black	
FFT10G2	930	24		F	B		
FUSION G2 FFT10	CRI>90/ 3000K	24°		On-Off	Black		
	940	48		P			
	CRI>90/ 4000K	48°		Phase Dim			
		60		A			
		60°		1-10V Dim			
				D			
				DALI Dim			

Project: Eggen Restaurant, Norway



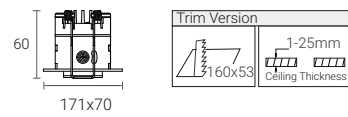
FUSION G2 FA5 – Adjustable LED Downlight

NEW

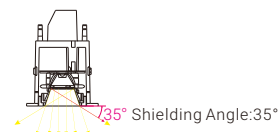
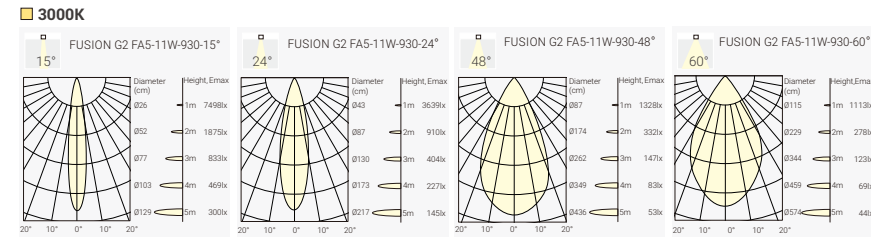


Quick Info

- Ceiling Cut-out: 160x53mm for Trim Version
- OSRAM LED: 11W, CRI>90
- CCT: 2700K, 3000K, 4000K Available as Standard
- Beam Angle: 15°, 24°, 48°, 60°
- Lumen Output: Up to 950lm System Luminous Flux
- IP Class: IP20
- LED Driver: On-Off, Phase Dim, 1-10V Dim, DALI Dim, Casambi Wireless Dim



Light Distribution



Finish



Order Info (FUSION G2 FA5 in White Trim & Black Reflector as an Example)

LED Power	System Power	LED Voltage	LED Current	CRI	CCT	Beam	LED Output	System Output	Code
11W	13W	15V	700mA	90	2700K	15°	1150lm	870lm	FA5G2-9271511N-WB
						24°	1150lm	830lm	FA5G2-9272411N-WB
						48°	1150lm	830lm	FA5G2-9274811N-WB
						60°	1150lm	830lm	FA5G2-9276011N-WB
					3000K	15°	1200lm	900lm	FA5G2-9301511N-WB
						24°	1200lm	850lm	FA5G2-9302411N-WB
						48°	1200lm	850lm	FA5G2-9304811N-WB
						60°	1200lm	850lm	FA5G2-9306011N-WB
					4000K	15°	1300lm	950lm	FA5G2-9401511N-WB
						24°	1300lm	900lm	FA5G2-9402411N-WB
						48°	1300lm	900lm	FA5G2-9404811N-WB
						60°	1300lm	900lm	FA5G2-9406011N-WB

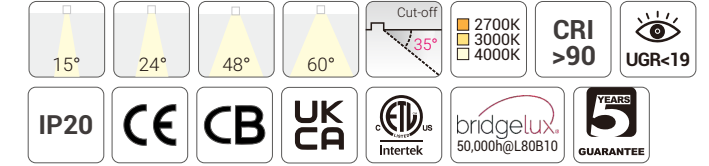
Code Remark: N=N(No Driver) F=F(ON-OFF) P=P(Phase Dim) A=A(1-10V Dim) D=D(DALI Dim)

Coding

Model	CRI/ CCT	Beam Angle	LED Power	Control	Finish	Reflector Color	Accessory
FA5G2	927	15°	11	N	W	B	
FUSION G2 FA5	CRI>90/ 2700K	15°	11W	No Driver	White	Black	
	930	24°		F	B		
	CRI>90/ 3000K	24°		On-Off	Black		
	940	48°		P			
	CRI>90/ 4000K	48°		Phase Dim			
		60°		A			
		60°		1-10V Dim			
				D			
				DALI Dim			

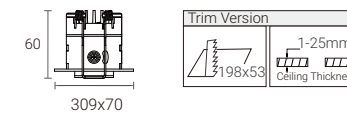
FUSION G2 FA10 – Adjustable LED Downlight

NEW

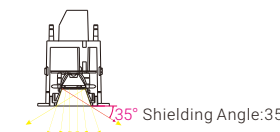
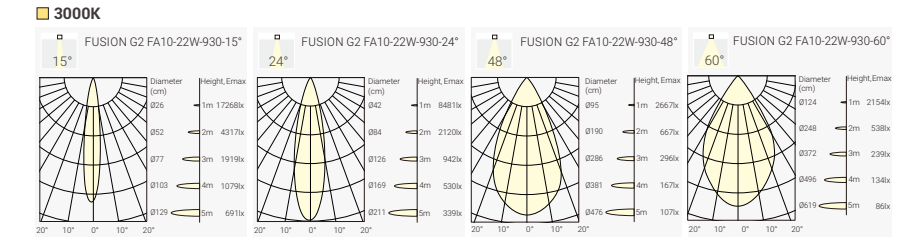


Quick Info


- Ceiling Cut-out: 198x53mm for Trim Version
- OSRAM LED: 22W, CRI>90
- CCT: 2700K, 3000K, 4000K Available as Standard
- Beam Angle: 15°, 24°, 48°, 60°
- Lumen Output: Up to 2000lm System Luminous Flux
- IP Class: IP20
- LED Driver: On-Off, Phase Dim, 1-10V Dim, DALI Dim, Casambi Wireless Dim



Light Distribution



Finish



Order Info (FUSION G2 FA10 in White Trim & Black Reflector as an Example)

LED Power	System Power	LED Voltage	LED Current	CRI	CCT	Beam	LED Output	System Output	Code
22W	24W	30V	700mA	90	2700K	15°	2300lm	1850lm	FA10G2-9271522N-WB
						24°	2300lm	1800lm	FA10G2-9272422N-WB
						48°	2300lm	1800lm	FA10G2-9274822N-WB
						60°	2300lm	1850lm	FA10G2-9276022N-WB
					3000K	15°	2450lm	1900lm	FA10G2-9301522N-WB
						24°	2450lm	1850lm	FA10G2-9302422N-WB
						48°	2450lm	1850lm	FA10G2-9304822N-WB
						60°	2450lm	1900lm	FA10G2-9306022N-WB
					4000K	15°	2600lm	2000lm	FA10G2-9401522N-WB
						24°	2600lm	1950lm	FA10G2-9402422N-WB
						48°	2600lm	1950lm	FA10G2-9404822N-WB
						60°	2600lm	2000lm	FA10G2-9406022N-WB

Code Remark: N=N(No Driver) F=F(ON-OFF) P=P(Phase Dim) A=A(1-10V Dim) D=D(DALI Dim)

Coding

Model	CRI/ CCT	Beam Angle	LED Power	Control	Finish	Reflector Color	Accessory
FA10G2	927	15°	22	N	W	B	
FUSION G2 FA10	CRI>90/ 2700K	15°	22W	No Driver	White	Black	
	930	24°		F	B		
	CRI>90/ 3000K	24°		On-Off	Black		
	940	48°		P			
	CRI>90/ 4000K	48°		Phase Dim			
		60°		A			
		60°		1-10V Dim			
				D			
				DALI Dim			